District 7 I

As of May 2026 Cumulative

Year	New Clubs	Dropped Clubs	Gain/ Loss Clubs	New Members	Charter Members	Reinstate Members	Transfer Members	Total Member Added	Total Members Dropped	Gain/ Loss Members
2021-2022	0	1	-1	53	0	9	4	66	116	-50
2022-2023	0	0	0	64	0	1	2	67	69	-2
2023-2024	0	0	0	76	1	4	4	85	88	-3
2024-2025	0	0	0	68	0	2	5	75	79	-4
2025-2026	0	0	0	50	0	2	1	53	67	-14
Average	**0**	**0**	**0**	**62**	**0**	**4**	**3**	**69**	**84**	**-15**

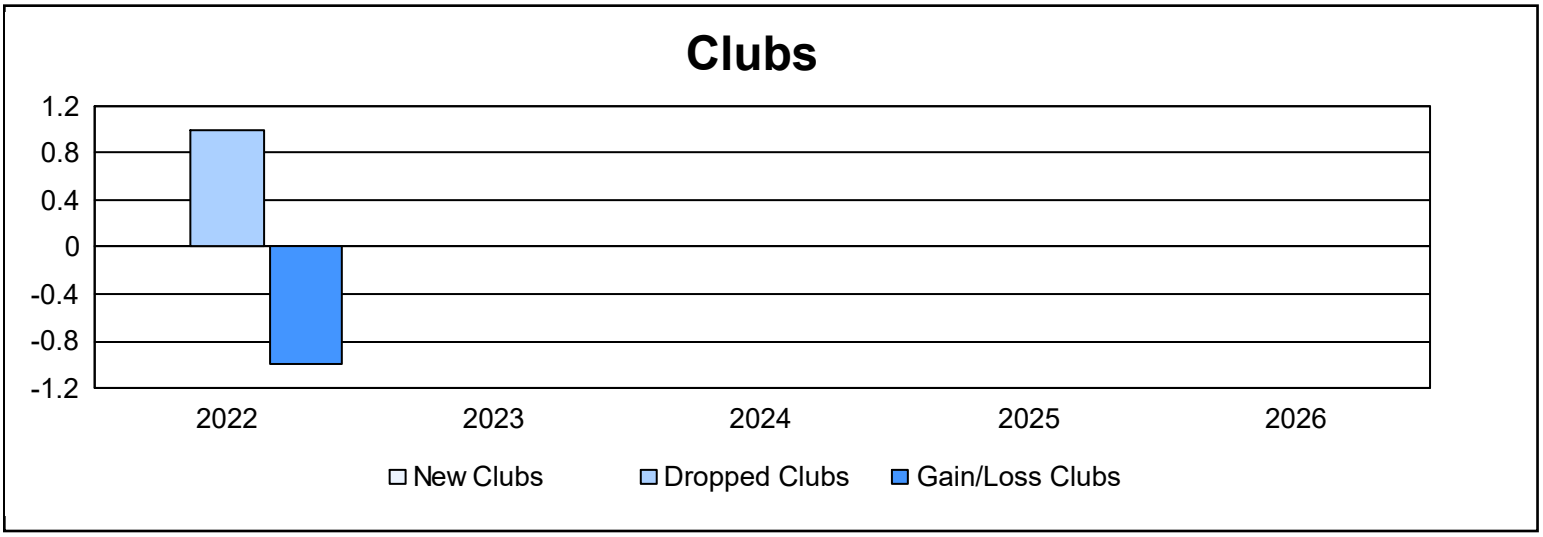

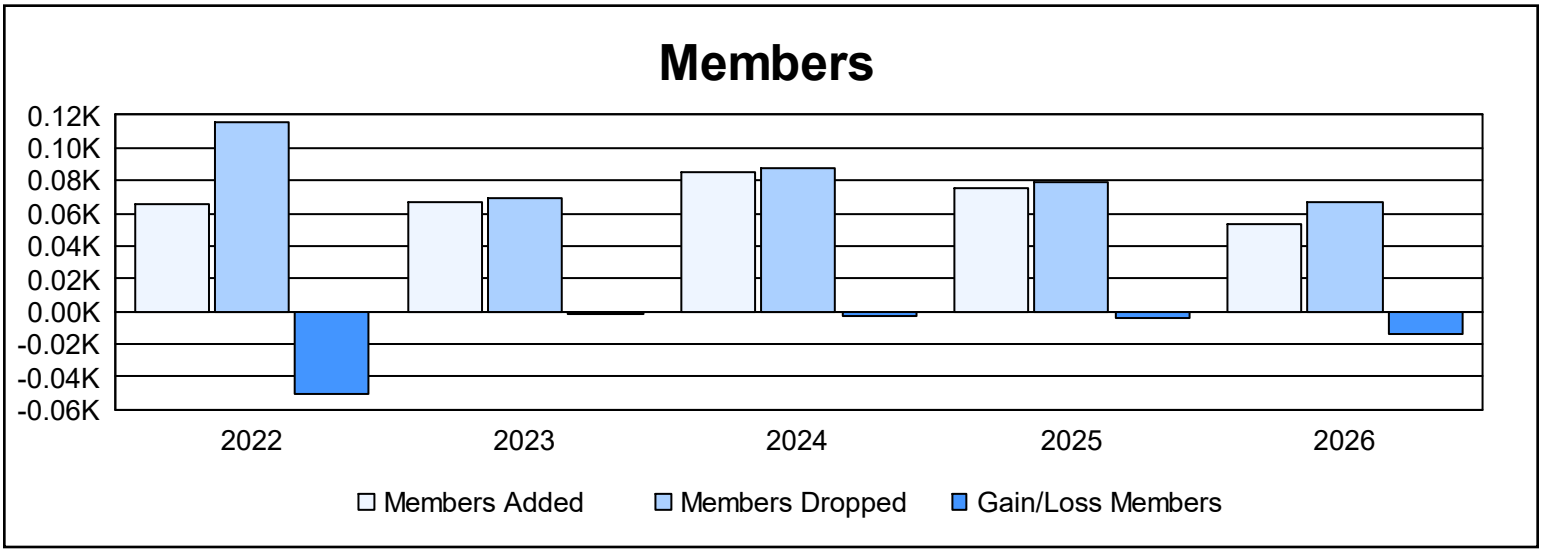

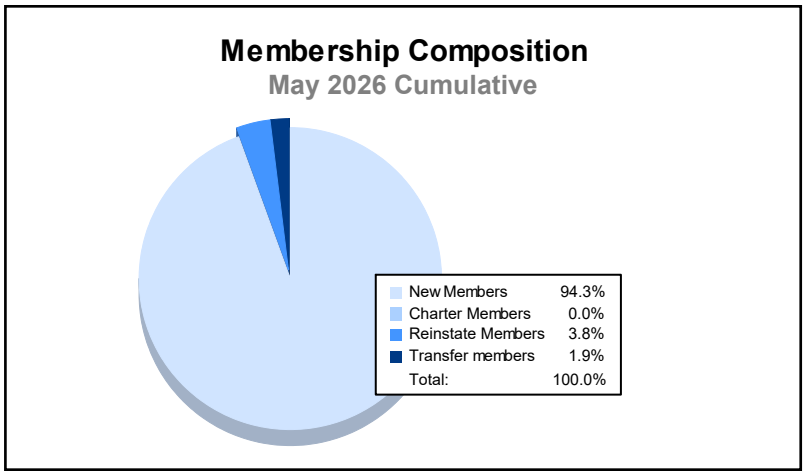
Membership Composition
May 2026 Cumulative
New Members 94.3%
Charter Members 0.0%
Reinstate Members 3.8%
Transfer members 1.9%
Total: 100.0%

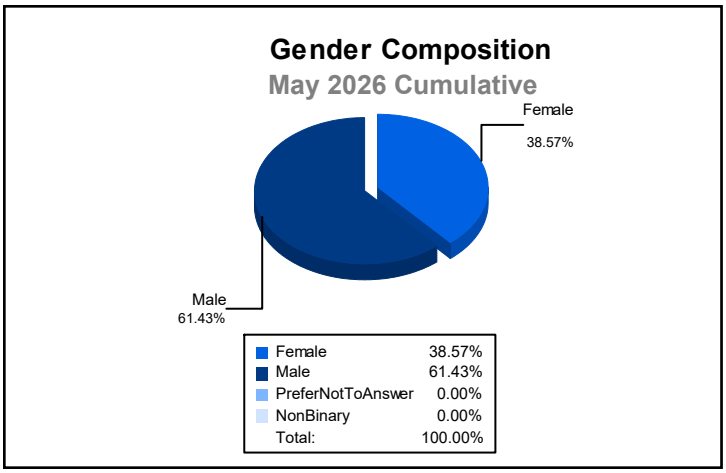
Gender Composition
May 2026 Cumulative
Female
38.57%
Male
61.43%
Female 38.57%
Male 61.43%
PreferNotToAnswer 0.00%
NonBinary 0.00%
Total: 100.00%